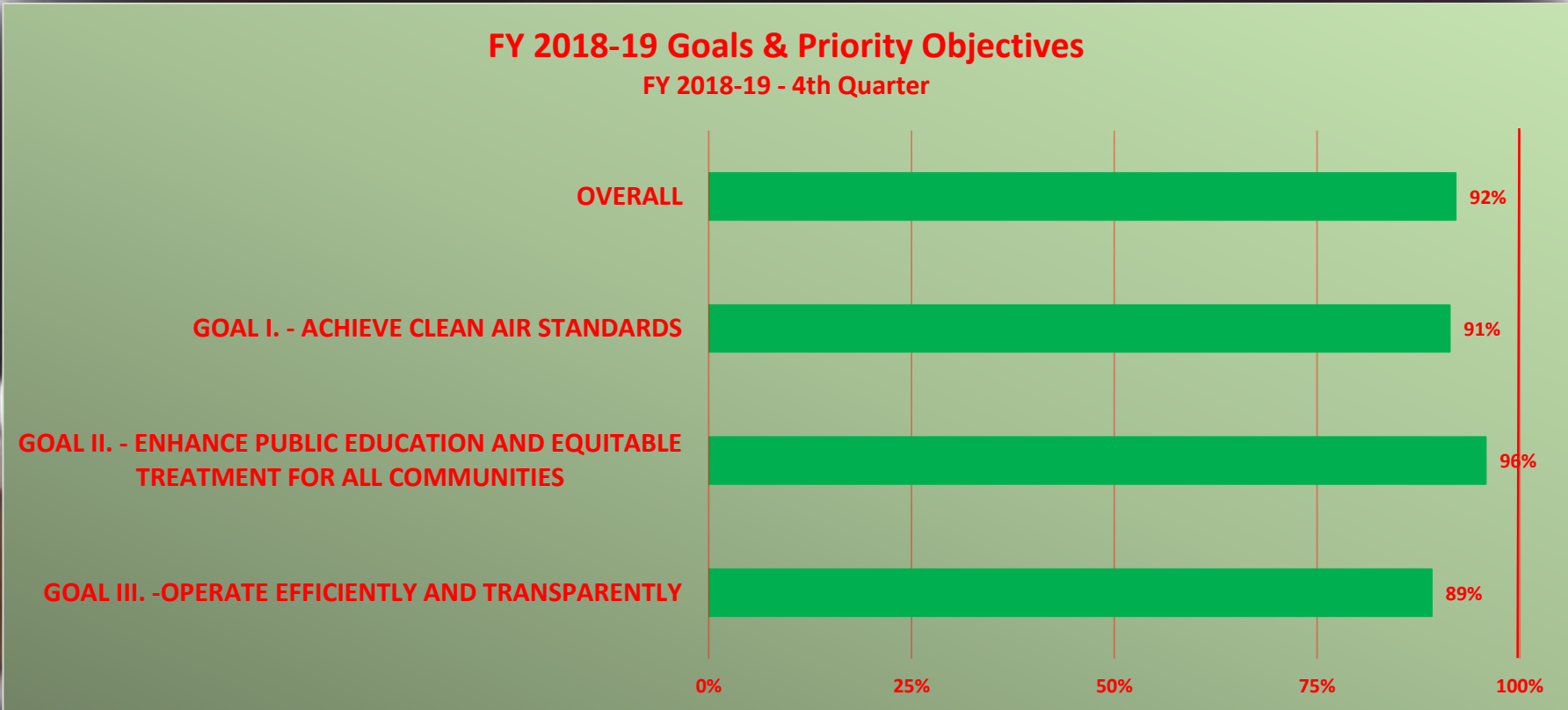


A digital car dashboard is shown, featuring a central speedometer with a needle pointing to 0 and a digital display showing 236. To the left of the speedometer, there is a small image of a plant and text that reads "The E.N.D. (The Energy Never Ends) The Black Eye of Fear". To the right, there is a bar chart and some text including "W/M/2018" and "Fast 15 miles". The dashboard is framed by a black steering wheel.

Goals & Priority Objectives FY 2018/19 – 4th Quarter Dashboard

% of Completion	
75% +	Green
65% - 74.9%	Yellow
50%-64.9%	Orange
0%-49.9%	Red



% of Completion	
75% +	■
65% - 74.9%	■
50%-64.9%	■
0%-49.9%	■

GOAL I. ACHIEVE CLEAN AIR STANDARDS

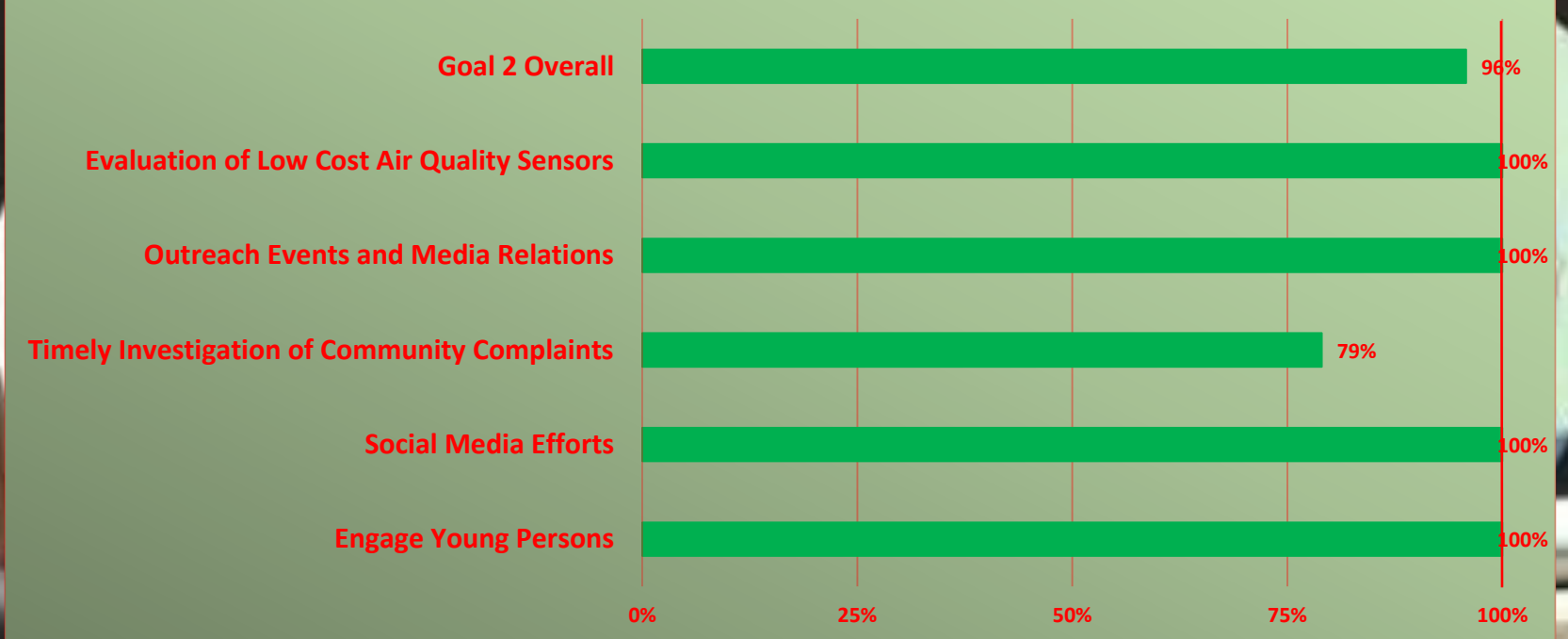
FY 2018-19 - 4th Quarter







% of Completion	
75% +	Green
65% - 74.9%	Yellow
50%-64.9%	Orange
0%-49.9%	Red

GOAL II. - ENHANCE PUBLIC EDUCATION AND EQUITABLE TREATMENT FOR ALL COMMUNITIES

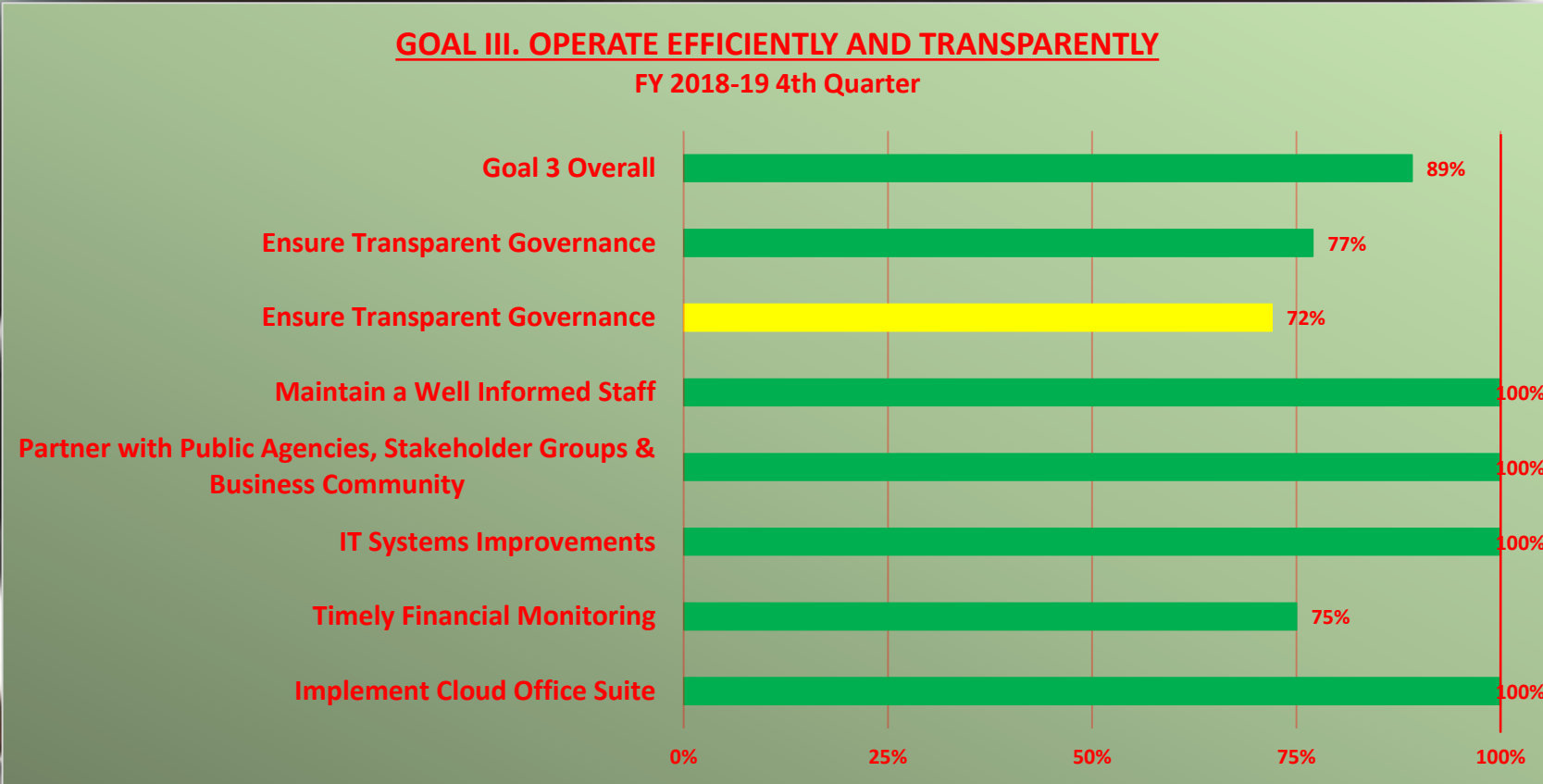
FY 2018-19 - 4th Quarter



% of Completion	
75% +	
65% - 74.9%	
50%-64.9%	
0%-49.9%	

GOAL III. OPERATE EFFICIENTLY AND TRANSPARENTLY

FY 2018-19 4th Quarter



Goals & Priority Objectives

FY 2018-19

4th Quarter Report

GOAL I. ACHIEVE CLEAN AIR STANDARDS

Priority Objective		Responsible Department	Performance Indicator	Performance Measurement	Quarter-to-Date Actual Performance	Y-T-D % Complete	Narrative of Actual Performance
1	Implementation of the 2016 AQMP	PRA	Adherence to adoption and implementation schedules for rules, working groups, assessments and programs as adopted in the 2016 AQMP.	Complete 6 rule adoptions and/or actions that result in achievements towards AQMP emissions reductions.	16 rule adoptions/ amendments for the fiscal year.	100%	Staff continued ongoing rule development for RECLAIM landing rules. Staff continued ongoing development of new/amended rules with working group meetings, committee meetings and discussions with stakeholders. New rules for facility based measures for warehouses and new development continue to be discussed in working group meetings.
2	Implement the Action Plan for Toxics Facilities	C&E/STA	Conduct monitoring and achieve emissions reductions if necessary at previously unknown high risk facilities.	Conduct monitoring of at least 10 facilities and reduce emissions from those found to have high toxics risk to the community.	10 facilities monitored.	100%	Conducted 10 monitoring and inspection efforts to meet the performance goal for this category. This action plan is transitioning to the AB 617 initiatives.
3	Secure Incentive Funding for Emissions Reduction	EO	Dollar amount of new funding sources for pollution reduction projects.	Secure \$400 Million of new funding sources.	\$256M was secured in FY 18-19.	64%	New funding from VW mitigation and AB 617 incentives and AB 617 community air monitoring have been allocated to the South Coast AQMD.

**Goals & Priority Objectives
FY 2018-19
4th Quarter Report**

GOAL I. ACHIEVE CLEAN AIR STANDARDS (cont.)

Priority Objective		Responsible Department	Performance Indicator	Performance Measurement	Quarter-to-Date Actual Performance	Y-T-D % Complete	Narrative of Actual Performance
4	Ensure Efficient Air Monitoring and Laboratory Operations	STA	Achieve acceptable completion of valid data points out of the scheduled measurements in the South Coast AQMD air monitoring network for NAAQS pollutant before U.S. EPA deadline.	Achieve acceptable valid data completion submitted to U.S. EPA before deadline.	95.2 percent valid data points.	100%	Completed and submitted over 720,000 valid data points for ambient air monitoring network criteria pollutants before the June 30, 2019 deadline.
5	Ensure Timely Inspections of Facilities	C&E	Total number of Title V Inspections completed annually.	Complete 378 Title V Inspections.	Completed 279 inspections.	74%	279 Title V inspections were completed in Fiscal Year 2018-19. The remaining Title V facilities will be inspected during the 1 st quarter of South Coast AQMD Fiscal Year 2019-20.
6	Maintain progress in reducing the permit applications inventory	E&P	Number of pending permit applications.	Maintain pending permit applications inventory excluding Permits to Construct issued and RECLAIM transition applications between 2,500 and 3,000.	2,366 pending permit applications	100%	2,366 pending applications, excluding Permits to Construct and RECLAIM transition applications, at the end of Q4.

**Goals & Priority Objectives
FY 2018-19
4th Quarter Report**

GOAL I. ACHIEVE CLEAN AIR STANDARDS (cont.)

Priority Objective		Responsible Department	Performance Indicator	Performance Measurement	Quarter-to-Date Actual Performance	Y-T-D % Complete	Narrative of Actual Performance
7	Support Development of Cleaner Advanced Technology	STA	Amount of Clean Fuels Program projects funded.	Fund \$10 Million of Clean Fuels program projects with a 1:4 leveraging ratio.	\$19.4M funding from the Clean Fuels Fund	100%	Clean Fuels Funds were leveraged at a 1:18 ratio, with total project costs of \$346 million.
8	Initiate implementation of the fifth Multiple Air Toxics Exposure Study	PRA/STA	Conduct monitoring and updates to emissions inventory for the evaluation of air toxics health impacts.	Conduct fixed-site monitoring at 10 sites, begin work on updating the emissions inventory, and deploy 5 different advanced monitoring methods.	10 fixed-site monitors deployed and 93% of the data finalized. Advanced monitoring projects at 90% for deployment. Emissions inventory development and modeling platform development in progress.	93%	All 10 fixed monitors have been deployed and 93% of the data has been finalized. 4 out of 5 advanced monitoring methods have begun measurements or analysis, including sensors in Wilmington and Carson, and mobile surveys being conducted around refineries and nearby communities.

**Goals & Priority Objectives
FY 2018-19
4th Quarter Report**

GOAL II. - ENHANCE PUBLIC EDUCATION AND EQUITABLE TREATMENT FOR ALL COMMUNITIES

Priority Objective		Responsible Department	Performance Indicator	Performance Measurement	Quarter-to-Date Actual Performance	Y-T-D % Complete	Narrative of Actual Performance
1	Evaluation of Low Cost Air Quality Sensors	STA	Evaluation and posting of results of low cost air quality sensors that have reached the market.	Evaluate and post results of 75% of sensors that have reached the market.	100% evaluated and posted online.	100%	The AQ-SPEC program has evaluated 69 different sensors since its inception and 100% of the field and laboratory reports are posted online.
2	Outreach Events and Media Relations	LPAM	Number of large community outreach events conducted in each County.	Conduct 4 large community outreach events, including 1 in each County.	12 large events were held, 8 in Los Angeles, 2 in Riverside, 1 in San Bernardino, and 1 in Orange.	100%	Conducted 12 large community outreach events. For example, Martin Luther King, Jr. Day of Service in Los Angeles County, Seniors Celebrating Healthy Living and Clean Air Fair in Riverside County, and Environmental Justice Community Partnership Lunch & Learn Workshops in San Bernardino and Orange Counties.
3	Timely Investigation of Community Complaints	C&E	Initiate complaint investigation within 2 hours of complaint receipt.	During normal South Coast AQMD business hours, contact 90% of complainants within 2 hours of complaint receipt.	79% of complaints during normal business hours had investigations initiated within 2 hours.	79%	Will or working on implementing additional practices in order increase efficiency in helping to meet this performance goal.
4	Social Media Efforts	LPAM	Percentage increase in number of social media followers.	30% increase in social media followers.	A 21.1% increase on Facebook, 31.1% increase on Twitter, and a 76.5% increase on Instagram.	100%	The number of social media followers increased as listed: Facebook from 2,931 to 3,551 (620 new followers, or 21.1%); Twitter from 4,032 to 5,319 (1,287 new followers or 31.1%); and Instagram from 374 to 660 (286 new followers or 76.5%).
5	Engage Young Persons	LPAM	Conduct meetings with the Young Persons advisory group.	Conduct 4 meetings with the Young Persons advisory group.	4 meetings have been held.	100%	In Q4 members received an update on AB 617 and a presentation on the Carl Moyer Program.

**Goals & Priority Objectives
FY 2018-19
4th Quarter Report**

GOAL III. - OPERATE EFFICIENTLY AND TRANSPARENTLY

Priority Objective		Responsible Department	Performance Indicator	Performance Measurement	Quarter-to-Date Actual Performance	Y-T-D % Complete	Narrative of Actual Performance
1	Ensure Transparent Governance	ALL	Percentage of Committee and Board meeting agendas with materials made available to the public one week prior to the meeting.	100% of Committee and Board meeting agendas with materials made available to the public one week prior to the meeting.	77% were submitted on time.	77%	Thirty-four of forty-four Committee and Board meeting agendas were provided seven days before the meeting. Three meetings in Q4 did not meet the goal due to two needing revisions to the handouts and one needing a revised agenda.
2	Ensure Transparent Governance	ALL	Percentage of Stakeholder and Working Group meeting agendas with materials made available to the public one week prior to the meeting.	100% of Stakeholder and Working Group meeting agendas with materials made available to the public 72 hours prior to the meeting.	74 out of the 103 working group meetings reached the performance measure through Q4.	72%	Working group presentation material was made available 72 hours in advance of the meeting.
3	Maintain a Well Informed Staff	EO	Number of all staff information sessions offered and conducted.	Offer and conduct 10 information sessions/training for all staff.	11 all-hands lunch and learn sessions and 1 all-hands staff meeting have been conducted.	100%	Conducted 2 all-hands lunch and learn sessions in Q4.
4	Partner with Public Agencies, Stakeholder Groups, & Business Community	E&P	Number of meetings with Permit Streamlining Task Force subcommittee and stakeholders.	Conduct 4 meetings of the Permit Streamlining Task Force subcommittee and stakeholders.	4 Permit Streamlining Task Force Subcommittee meetings have been held.	100%	Held 1 meeting w/stakeholders in each quarter.

**Goals & Priority Objectives
FY 2018-19
4th Quarter Report**

GOAL III. - OPERATE EFFICIENTLY AND TRANSPARENTLY (Cont.)

Priority Objective		Responsible Department	Performance Indicator	Performance Measurement	Quarter-to-Date Actual Performance	Y-T-D % Complete	Narrative of Actual Performance
5	IT Systems Improvements	IM	Number of completed Enterprise GIS improvement projects.	Complete the remaining 6 of the 15 Enterprise GIS projects identified in the Enterprise GIS Implementation Plan.	All remaining Enterprise GIS projects have been completed.	100%	All 6 of the remaining Enterprise GIS projects have been completed. The Enterprise GIS platform is serving agency wide functions such as Air Quality Monitoring, AB617, Mobile App and FIND.
6	Timely Financial Monitoring	FIN	Timely budgetary financial reporting.	Submit quarterly budgetary financial reports to the Board within 6 working days of the end of the quarter.	Q1, Q2, and Q3 budgetary financial reports were submitted 3 working days after quarter end.	75%	The Q4 results cannot be presented until the completion of the financial audit of the agency.
7	Implement Cloud Office Suite	IM	Percentage of staff migrated to a particular cloud office service.	Migrate 100% of staff to cloud office email service.	100%	100%	All staff email mail boxes were migrated to Microsoft Office 365 Cloud on in March 2019.